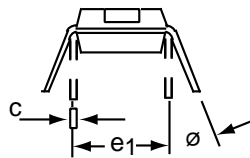
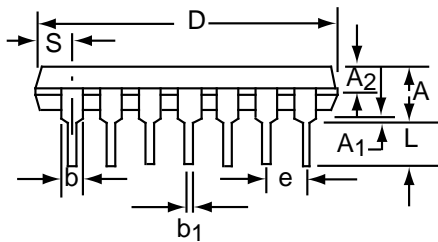
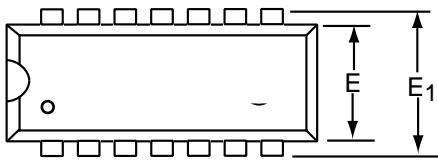


Package Drawing

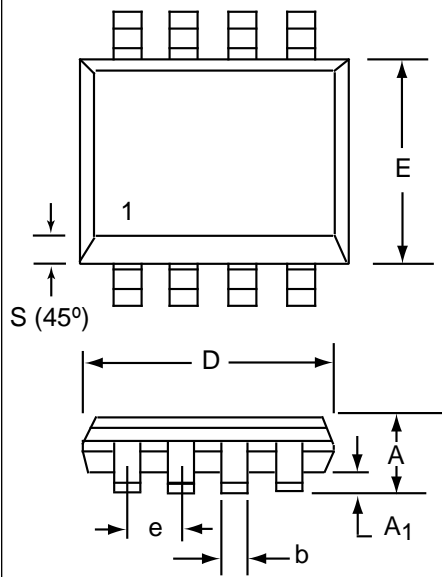
Plastic DIP Packages 8-20 Pin



Dim	Millimeters		Inches	
	Min	Max	Min	Max
A	3.81	5.08	0.105	0.200
A ₁	0.38	1.27	0.015	0.050
A ₂	1.27	2.03	0.050	0.080
b	0.89	1.65	0.035	0.065
b ₁	0.38	0.51	0.015	0.020
c	0.20	0.30	0.008	0.012
D-8	9.40	11.68	0.370	0.460
D-14	17.27	19.30	0.680	0.760
D-16	18.93	21.33	0.745	0.840
D-20	24.89	26.92	0.980	1.060
E	5.59	7.11	0.220	0.280
E ₁	7.62	8.26	0.300	0.325
e	2.29	2.79	0.090	0.110
e ₁	7.37	7.87	0.290	0.310
L	2.79	3.81	0.110	0.150
S-8	1.02	2.03	0.040	0.080
S-14	1.02	2.03	0.040	0.080
S-16	0.38	1.52	0.015	0.060
S-20	1.02	2.03	0.040	0.080
θ	0°	15°	0°	15°

PA - 8 Pin Plastic Dip Package
 PB - 14 Pin Plastic Dip Package
 PC - 16 Pin Plastic Dip Package
 PE - 20 Pin Plastic Dip Package

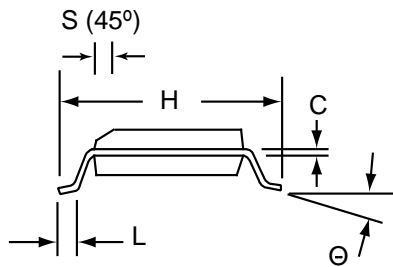
**SOIC Packages
8-16 pin**



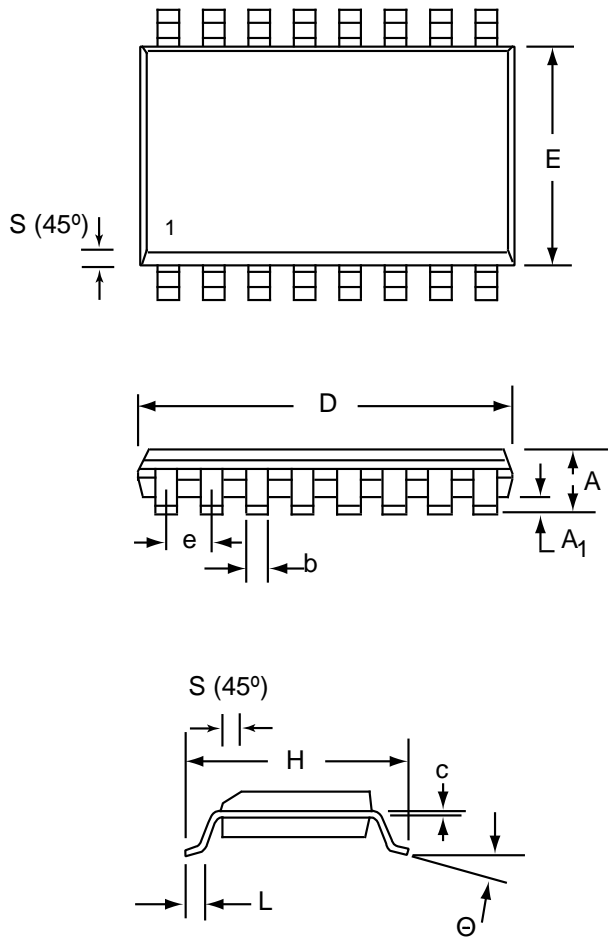
Dim	Millimeters		Inches	
	Min	Max	Min	Max
A	1.35	1.75	0.053	0.069
A₁	0.10	0.25	0.004	0.010
b	0.35	0.45	0.014	0.018
C	0.18	0.25	0.007	0.010
D-8	4.69	5.00	0.185	0.196
D-14	8.55	8.75	0.336	0.345
D-16	9.80	10.00	0.385	0.394
E	3.50	4.05	0.140	0.160
e	1.27 BSC		0.050 BSC	
H	5.70	6.30	0.224	0.248
L	0.60	0.937	0.024	0.037
θ	0°	8°	0°	8°
S	0.25	0.50	0.010	0.020

ALL LEADS - 0.101 mm, 0.004 in.

SA - 8 Pin Small Outline Package
 SB - 14 Pin Small Outline Package
 SC - 16 Pin Small Outline Package



**Wide-Body SOIC Packages
16 - 28 Pin**

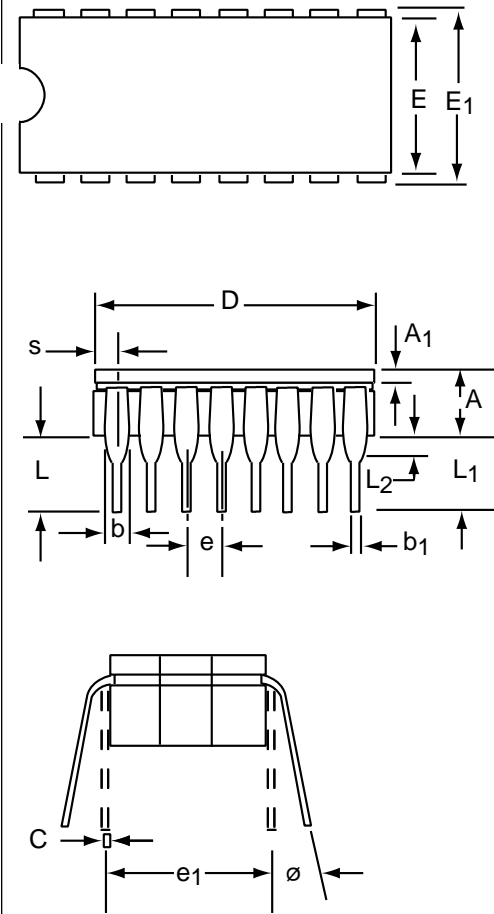


Dim	Millimeters		Inches	
	Min	Max	Min	Max
A	2.15	2.90	0.085	0.114
A ₁	0.10	0.30	0.004	0.012
b	0.35	0.45	0.014	0.018
c	0.23	0.28	0.009	0.011
D-16	9.95	10.75	0.392	0.423
D-20	12.50	13.30	0.492	0.524
D-24	15.05	15.85	0.593	0.624
D-28	17.60	18.40	0.693	0.724
E	7.25	8.00	0.285	0.315
e	1.27 BSC		0.050 BSC	
H	9.80	10.60	0.386	0.417
L	0.60	2.937	0.024	0.037
θ	0°	8°	0°	8°
S	0.25	0.75	0.010	0.030

ALL LEADS - 0.101mm, 0.004 in.

- SWC - 16 Pin Wide Body SOIC
- SWE - 20 Pin Wide Body SOIC
- SWF - 24 Pin Wide Body SOIC
- SWH - 28 Pin Wide Body SOIC

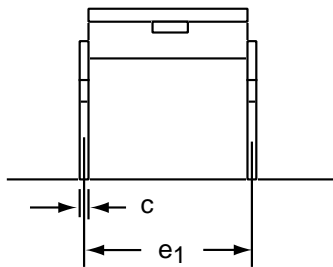
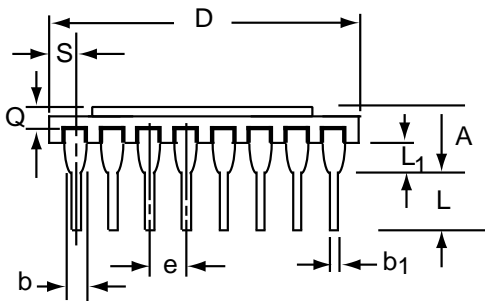
Ceramic Packages
8-20 Pin CerDIP



Dim	Millimeters		Inches	
	Min	Max	Min	Max
A	3.55	5.08	0.140	0.200
A ₁	1.27	2.16	0.050	0.085
b	0.97	1.65	0.038	0.065
b ₁	0.36	0.58	0.014	0.023
C	0.20	0.38	0.008	0.015
D-8	--	10.29	--	0.405
D-14	--	19.94	--	0.785
D-16	--	21.34	--	0.840
D-18	--	24.38	--	0.960
D-20	--	26.92	--	1.060
E	5.59	7.87	0.220	0.310
E ₁	7.73	8.26	0.290	0.325
e	2.54 BSC		0.100 BSC	
e ₁	7.62 BSC		0.300 BSC	
L	3.81	5.08	0.150	0.200
L ₁	3.18	--	0.125	--
L ₂	0.38	1.78	0.015	0.070
s	--	2.49	--	0.098
Ø	0°	15°	0°	15°

DA - 8 Pin Ceramic Dip Package
 DB - 14 Pin Ceramic Dip Package
 DC - 16 Pin Ceramic Dip Package
 DD - 18 Pin Ceramic Dip Package
 DE - 20 Pin Ceramic Dip Package

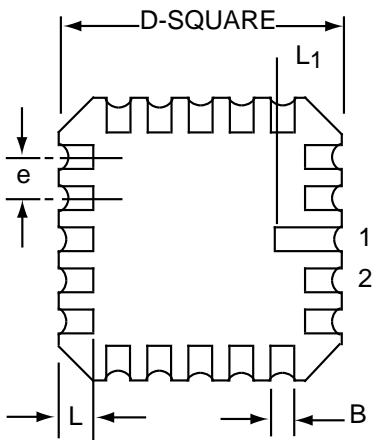
**Sidebrazed Ceramic Packages
14-24 Pin CerDIP**



Dim	Millimeters		Inches	
	Min	Max	Min	Max
A	2.67	4.44	0.105	0.175
b	0.97	1.52	0.038	0.060
b ₁	0.38	0.53	0.015	0.021
c	0.20	0.30	0.008	0.012
D-14	17.53	19.55	0.690	0.770
D-16	19.56	21.08	0.770	0.830
D-20	24.89	26.16	0.890	1.030
D-24	29.97	31.24	1.180	1.230
E	7.12	7.87	0.280	0.310
E ₁	7.37	8.25	0.290	0.325
e	2.54 BSC		0.100 BSC	
e ₁	7.62 BSC		0.300 BSC	
L	3.18	4.44	0.125	0.175
L ₁	0.64	1.39	0.025	0.055
Q	0.25	--	0.010	--
S-14	0.77	2.41	0.030	0.095
S-16	0.51	1.65	0.020	0.065
S-20	0.77	1.65	0.030	0.065
S-24	0.77	2.41	0.030	0.095

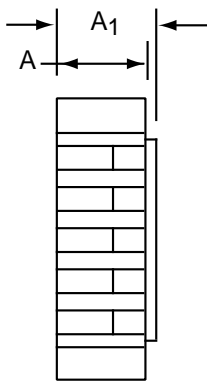
CB - 14 Pin Sidebrazed Ceramic
 CC - 16 Pin Sidebrazed Ceramic
 CE - 20 Pin Sidebrazed Ceramic
 CG - 24 Pin Sidebrazed Ceramic

**Ceramic LCC Packages
20-28 Pin**

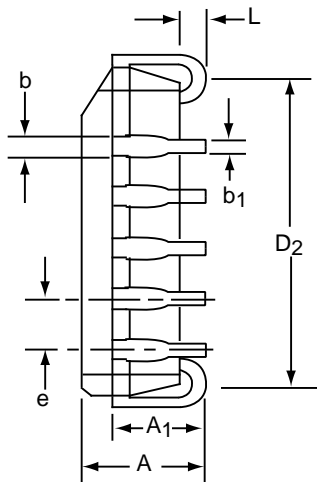
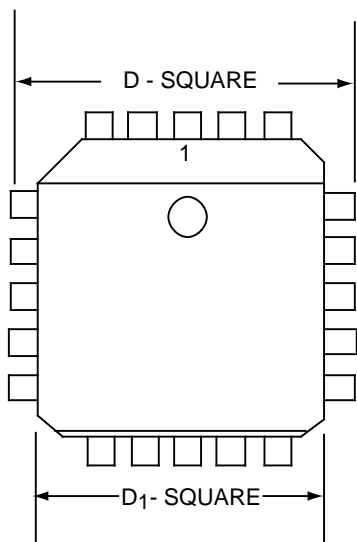


Dim	Millimeters		Inches	
	Min	Max	Min	Max
A	1.37	2.24	0.054	0.088
A ₁	1.63	2.54	0.064	0.100
B	0.56	0.71	0.022	0.028
D-20	8.69	9.09	0.342	0.358
D-28	11.23	11.63	0.442	0.458
e	1.27 BSC1.40		0.050 BSC	
H	1.14	2.36	0.045	0.055
L	1.96		0.077	0.093

CLE - 20 Pin Ceramic Leadless Chip Carrier
CLH - 28 Pin Ceramic Leadless Chip Carrier



PLCC Packages
20-28 Pin



Dim	Millimeters		Inches	
	Min	Max	Min	Max
A	4.20	4.57	0.165	0.180
A ₁	2.29	3.04	0.090	0.120
b	0.66	0.81	0.026	0.032
b ₁	0.33	0.55	0.013	0.021
D-20	9.78	10.03	0.385	0.395
D-28	12.32	12.57	0.485	0.495
D-44	17.40	17.65	0.685	0.695
D1-20	8.89	9.04	0.350	0.356
D1-28	11.43	11.58	0.450	0.456
D1-44	16.51	16.66	0.650	0.656
D2-20	7.37	8.38	0.290	0.330
D2-28	9.91	10.92	0.390	0.430
D2-44	14.99	16.00	0.590	0.630
e	1.27 BSC		0.050 BSC	
L	0.51	--	0.020	--

ALL LEADS - 0.101 mm, 0.004 in

LE - 20 Pin Leadless Chip Carrier

LH - 28 Pin Leadless Chip Carrier

LJ - 40 Pin Leadless Chip Carrier